

RUSH

Complementaries



Product categories



Meat




Chicken



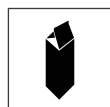
Pre-packed fish



Delicatessen



Cheese



Dairy products



Pastries



Pre-packed fruit&veg



Sandwiches

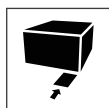


Pizza

Technical features



Ventilated



Incorporated condensing unit



LED lighting



High efficiency fans



Electric defrost



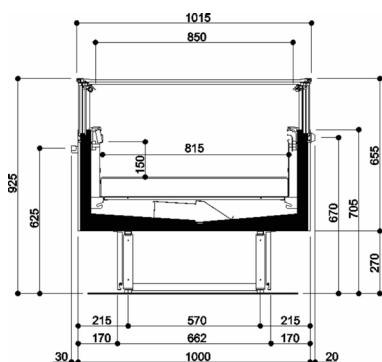
R290

Propane refrigerant gas (R290)

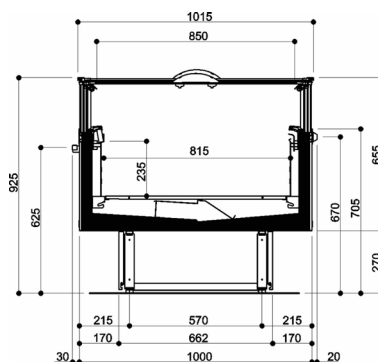
Product range

RUSH				
RUSH	OPEN		CLOSED	
	1500	2000	1500	2000
	•	•	•	•
Display area Superficie di esposizione Warenpräsentationsfläche Surface d'exposition Superficie expositiva m2	1.05	1.45	1.05	1.45
Loading area Superficie di appoggio Nutzfläche Surface de chargement Superficie de apoyo m2	1.50	2.00	1.50	2.00
Net storage capacity Capacità netta Nutzinhalt volume utile Capacidad neta dm3	169.00	230.00	266.00	362.00
Dimensions Dimensioni Größe Dimensions Dimensiones LxAxP mm	1500x925x1000	2000x925x1000	1500x925x1000	2000x925x1000

Cross sections



OPEN



CLOSED