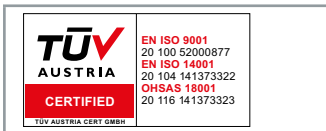


# ECO<sub>2</sub> COMPACTA

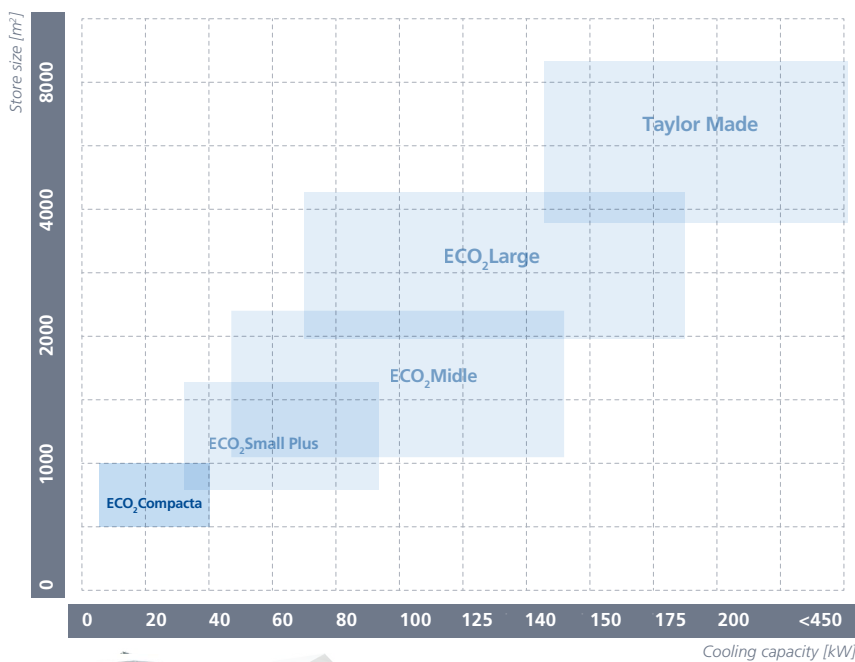
MT from 15 to 45 [kW]

LT from 0 to 9 [kW]



## Range of Power Packs CO<sub>2</sub>

- CO<sub>2</sub> transcritical unit.
- Very compact product  
Booster LT and MT.
- Indoor or outdoor installation
- Low noise level.
- High pressure oil solution from EPTA.
- Easy maintenance concept with one side maintenance access



## Technical Information

Compressors BITZER	MT2 + LT1
Number of MT compressor	max 2
Number of LT compressor	max 1
Smallest MT compressor	4PTE-7K
Biggest MT compressor	4HTE-20K
Smallest LT compressor	2MSL-07K
Biggest LT compressor	2GSL-3K (PS 30b) or 2JME-2K (PS 60b)

General	
Power supply	3P+T400 V (50Hz)
Short-circuit current (kA)	35 kA (standard)
Max weight	1250 kg
Liquid receiver volume	65 l
Estimated sound pressure level (max)	48 dB(A)@10m
Sound power level (-10°C/90 bar)	78,2 dB(A)
Installation	Indoor or outdoor version

Pressure service	
High pressure	120 bar
Suction MT	45/53/60 bar
Suction LT	30/60 bar
Suction Liquid line	45/53/60 bar
Oil circuit	120 bar


## Components and options

ACCESSORIES	BASIC	OPTIONAL
<b>SECURITY PACK</b>		
ULTRACAP or UPS integrated		•
UPS predisposition	•	
Liquid injection MT	•	
Hot gas injection MT	•	
Hot gas injection LT	•	
Safety valve on manifold	•	
Double safety valve connected on pack	•	
Double safety valve on remote rack	•	
Alarm liquid level		•
<b>MAINTENANCE PACK</b>		
Filter suction MT	•	
Filter suction LT	•	
Filter on oil line	•	
Liquid line with dryer repacable cartridge	•	
<b>PERFORMANCE PACK</b>		
CR II IQ module	•	
Inverter MT/LT		•
LSPM motor on 1st MT compressor		•
<b>ELECTRICAL PANEL</b>		
Differential protection		•
Emergency push button		•
Electrical counter		•
Display		•
SWITCH ON PACK predisposition		•
DANFOSS regulator	•	
CAREL regulator	•	
WURM regulator		on request
<b>MECHANICAL</b>		
Housing	•	•
Noise insulation on housing.		•
Feet with absorbers feet.	•	

ACCESSORIES	BASIC	OPTIONAL
<b>EXCHANGERS</b>		
Exchanger for heat recovery onboard		•
Exchanger for heat recovery remote		•
Gas cooler onboard		on request

## Dimensions

### INDOOR OR OUTDOOR UNIT



## Dimensions

INDOOR OR OUTDOOR UNIT WITH INTEGRATED HEAT RECOVERY

